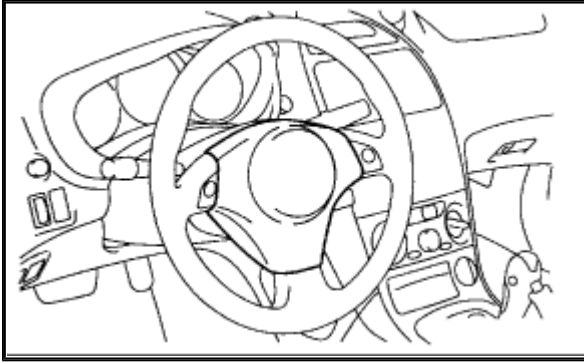


## General Description

### SRS DESCRIPTION AND OPERATION

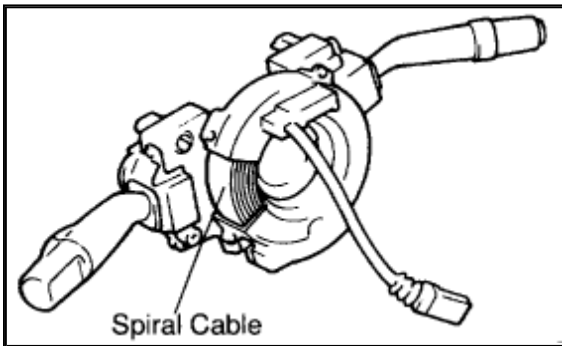


ZOOM

SIZED FOR PRINT

#### 1. STEERING WHEEL PAD (with AIRBAG)

The inflator and bag of the SRS are stored in the steering wheel pad and cannot be disassembled. The inflator contains a squib, igniter charge, gas generant, etc., and inflates the bag when instructed by the airbag sensor assembly.

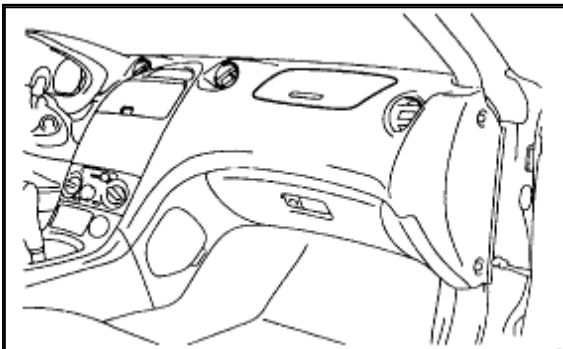


ZOOM

SIZED FOR PRINT

#### 2. SPIRAL CABLE (in COMBINATION SWITCH)

A spiral cable is used as an electrical joint from the vehicle body side to the steering wheel.

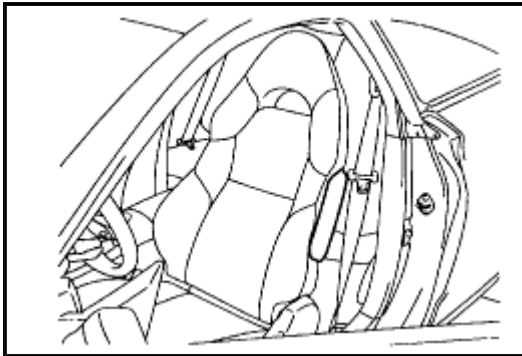


ZOOM

SIZED FOR PRINT

### 3. FRONT PASSENGER AIRBAG ASSEMBLY

The inflator and bag of the SRS are stored in the front passenger airbag assembly and cannot be disassembled. The inflator contains a squib, igniter charge and gas generant, etc., and inflates the bag when instructed by the airbag sensor assembly.

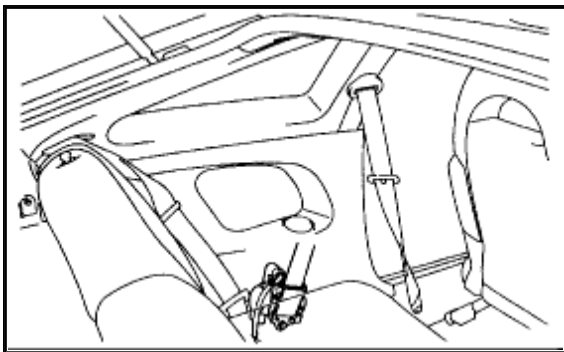


ZOOM

SIZED FOR PRINT

### 4. SIDE AIRBAG ASSEMBLY

The inflator and bag of the SRS side airbag are stored in the side airbag assembly and cannot be disassembled. The inflator contains a squib, igniter charge, gas generator, etc., and inflates the bag when instructed by the side airbag sensor assembly.




ZOOM

SIZED FOR PRINT

### 5. SEAT BELT PRETENSIONER

The seat belt pretensioner system is a component of the front seat outer belt. The pretensioner contains a squib, gas generator, wire, piston, etc., and operates in the event of a frontal collision. The seat belt pretensioner cannot be disassembled.



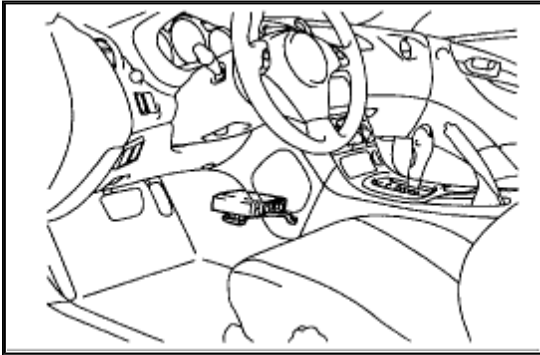


ZOOM

SIZED FOR PRINT

## 6. SRS WARNING LIGHT

The SRS warning light is located on the combination meter. It goes on to alert the driver of trouble in the system when a malfunction is detected in the airbag sensor assembly self-diagnosis. In normal operating conditions when the ignition switch is turned to the ON position, the light goes on for about **6 seconds** and then goes off.




ZOOM

SIZED FOR PRINT

## 7. AIRBAG SENSOR ASSEMBLY

The airbag sensor assembly is mounted on the floor inside the lower center finish panel. The airbag sensor assembly consists of an airbag sensor, safing sensor, diagnosis circuit, ignition control, drive circuit, etc. It receives signals from the airbag sensor, front airbag sensor, side airbag sensor assembly and door side airbag assembly and judges whether the SRS must be activated or not. The airbag sensor assembly cannot be disassembled.

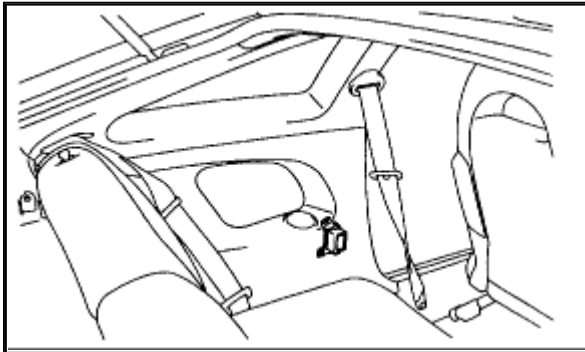


ZOOM

SIZED FOR PRINT

## 8. FRONT AIRBAG SENSOR

The front airbag sensor is mounted inside each of the side members. The sensor unit is a mechanical type. When the sensor detects deceleration force above a predetermined limit, contact is made in the sensor, sending a signal to the airbag sensor assembly. The front airbag sensor cannot be disassembled.




ZOOM

SIZED FOR PRINT

## 9. SIDE AIRBAG SENSOR

The side airbag sensor assembly is mounted in the LH and RH center pillars. The side airbag sensor assembly consists of a lateral deceleration sensor, safing sensor, diagnosis circuit, etc. It sends signals to the airbag sensor assembly to judge whether the SRS side airbag must be activated or not. The side airbag sensor cannot be disassembled.



ZOOM

SIZED FOR PRINT

## 10. DOOR SIDE AIRBAG SENSOR

The door side airbag sensor is mounted on each of the door inside panel. The sensor unit is a mechanical type. When the sensor detects deceleration force above a predetermined limit, contact is made in the sensor, sending a signal to the airbag sensor assembly. The door side airbag sensor cannot be disassembled.